

# WACCO Competition Instructions for Uploading Images

Questions/Problems:

waccocompetition@gmail.com

Mary Dumont

414-416-5633 (after 5pm please)

**Before uploading your images, make sure your images are the correct size (2100 dpi on the longest side) and in jpeg format. The uploader will not accept images sized incorrectly.**

**Until further notice, there is a lag of several days from the time you register to the time you get a confirmation email and are able to upload your images. Please allow yourself plenty of time before the deadline.**

1. Go to the WACCO website [www.wicameraclubs.org](http://www.wicameraclubs.org).
2. Click on the Competition button on the left hand side of the home page.
3. Click on the black Competition Uploader button on the right hand side of the competition home page.

**WACCO COMPETITION RULES FOR ENTRY**

Next Competition is Saturday, May 7, 2016

Rev. 2/2016

1. This competition is open to any member in good standing of a WACCO affiliated camera club(s).
2. Entries that have received a medal (gold, silver or bronze) are not eligible to be entered in future competitions.
3. Entries that have received an Honorable Mention (HM) are not eligible to be entered in the same media (projected or print) divisions in which the HM was won in future competitions. Once an image has received an HM in both projected and print, it is not eligible to be entered in future competitions.
4. An image is eligible to be entered once per competition.
5. Entry fee must accompany all entries. An entry fee is charged for each Division entered.
6. Entrants may have a maximum of three entries in each Division.
7. Being a member of more than one WACCO affiliated club does not entitle the entrant to submit more than three entries in any Division.

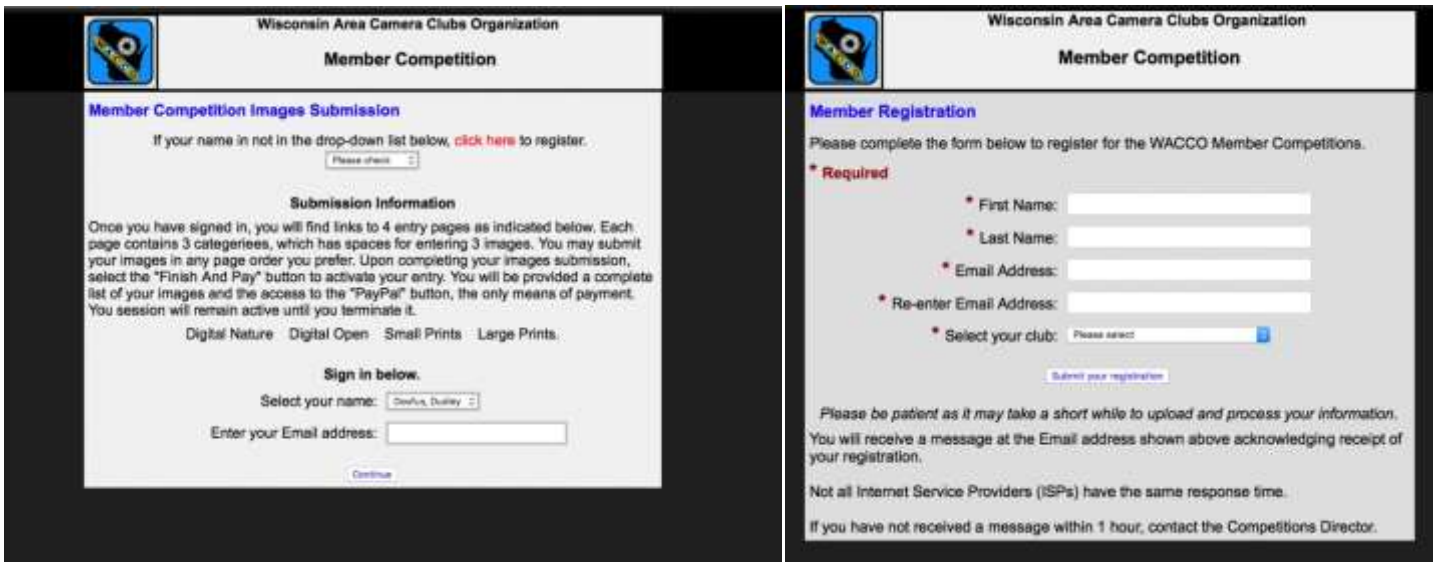
Downloads for Competition  
Uploader Instructions  
Competition Announcement  
Competition Entry Rules  
Print & Projection Instructions  
Divisions Descriptions

**COMPETITION UPLOADER**

Click uploader button to upload your Spring 2016 WACCO Competition Images

4. Enter your name and club. NOTE: You will only need to do this the first time you enter a competition. **There is a lag of several days from the time you register to the time you get a confirmation email and are able to upload your images. Please allow yourself plenty of time before the deadline.**

When entering future competitions, you will be able to select your name and club from a drop-down list and upload your images immediately.




5. Click on Submit your Registration or the Continue button.

6. Select the Division you wish to enter.



7. The submission page for each group of images has a similar appearance. If you don't wish to enter a particular division, just skip that section.

Wisconsin Area Camera Clubs Organization		
Member Competition		
		
<b>Member Competition Images Submission</b>		
<p>Warning: A fatal error will occur if an equal sign (=), a question mark (?), a colon (:), a semi-color (;), a single quote (') or a double quote (") is included in an image file name.</p> <p>An image will be rejected if it has a dimension that is larger than the allowable or the file is not in "jpg" format. You will be provided exact information as to the cause of any rejection.</p>		
Image #	Image Title (35 Characters Maximum)	Click on: Browse or Choose File.
<p>Enter your <b>Digital Nature Monochrome images</b> below.</p>		
1	<input type="text"/>	Choose File no file selected
2	<input type="text"/>	Choose File no file selected
3	<input type="text"/>	Choose File no file selected
<p>Enter your <b>Digital Nature Color images</b> below.</p>		
1	<input type="text"/>	Choose File no file selected
2	<input type="text"/>	Choose File no file selected
3	<input type="text"/>	Choose File no file selected
<p>Enter your <b>Digital Nature Special Theme images</b> below.</p>		
1	<input type="text"/>	Choose File no file selected
2	<input type="text"/>	Choose File no file selected
3	<input type="text"/>	Choose File no file selected
<p align="center"><a href="#">Submit your Digital Nature Images</a></p>		
<p><i>Please be patient as your entry may take a while to upload and process.</i></p> <p>You will receive an acknowledgement message at the Email address that you provided (nichburke@yahoo.com).</p> <p>Also, not all Internet Service Providers (ISPs) have the same response time.</p> <p>If you have not received a message within 1 hour, please contact Competitions Chairperson Mary Dumont (waccocompetition@gmail.com).</p>		

8. Enter image title and upload the image. Uploading an image is similar to adding an attachment to an email.



### Member Competition

#### Member Competition Images Submission

Warning: A fatal error will occur if an equal sign (=), a question mark (?), a colon (:), a semi-color (;), a single quote (') or a double quote (") is included in an image file name.

An image will be rejected if it has a dimension that is larger than the allowable or the file is not in ".jpg" format. You will be provided exact information as to the cause of any rejection.

Image #	Image Title (35 Characters Maximum)	Click on: Browse or Choose File.
<b>Enter your Digital Nature Monochrome images below.</b>		
1	<input type="text" value="New Smyrna Beach"/>	Choose File Florida-2015...59-HDR-A.jpg
2	<input type="text" value="Mountain Dew 16"/>	Choose File Spring Vinta...140166-A.jpg
3	<input type="text" value="Porsche"/>	Choose File SV-2015-0476-A.jpg
<b>Enter your Digital Nature Color images below.</b>		
1	<input type="text"/>	Choose File no file selected
2	<input type="text"/>	Choose File no file selected
3	<input type="text"/>	Choose File no file selected
<b>Enter your Digital Nature Special Theme images below.</b>		
1	<input type="text"/>	Choose File no file selected
2	<input type="text"/>	Choose File no file selected
3	<input type="text"/>	Choose File no file selected

[Submit your Digital Nature Images](#)

*Please be patient as your entry may take a while to upload and process.*

You will receive an acknowledgement message at the Email address that you provided (nichburke@yahoo.com).

Also, not all Internet Service Providers (ISPs) have the same response time.

If you have not received a message within 1 hour, please contact Competitions Chairperson Mary Dumont (waccocompetition@gmail.com).

9. Once you have entered all images for the three Divisions on the page, click on the Submit your Images button.

10. A confirmation page will be displayed with your name, images and titles.

Wisconsin Area Camera Clubs Organization  
Member Competition

**WACCO Member Competition Images Submission**  
Thank you for your entry shown below.

**Member Information:**  
Member Name: Dudley Doofus  
Club Name: Zzz Camera Club

**Entry Results:**  
Digital Nature Monochrome Image 1:  
DNM-New\_Smyrna\_Beach-Doofus-Dudley-ZZZ.jpg was submitted as Florida-2015-4259-HDR-A.jpg



Digital Nature Monochrome Image 2: DNM-Mountain\_Dew\_16-Doofus-Dudley-ZZZ.jpg was submitted as Spring\_Vintage-20140166-A.jpg



Digital Nature Monochrome Image 3: DNM-Porsche-Doofus-Dudley-ZZZ.jpg was submitted as SV-2015-0476-A.jpg



Digital Nature Color Image 1: No image file submitted.  
Digital Nature Color Image 2: No image file submitted.  
Digital Nature Color Image 3: No image file submitted.  
Digital Nature Special Theme Image 1: No image file submitted.  
Digital Nature Special Theme Image 2: No image file submitted.  
Digital Nature Special Theme Image 3: No image file submitted.

**Entry Results:**  
Digital Open Monochrome Image 1: DOM-Test\_1-Doofus-Dudley-ZZZ.jpg was submitted as Munising-2015-651-EdII-A.jpg





Image 2 (J): (Rejected) DOM-Oversized-Doofus-Dudley-ZZZ.jpg was submitted as YI-2015-08068-A.jpg (image width exceeds 2100 pixels)

Digital Open Monochrome Image 3: DOM-Harley-Doofus-Dudley-ZZZ.jpg was submitted as The Hawk-0070-A.jpg



Digital Open Color Image 1: No image file submitted.  
Digital Open Color Image 2: No image file submitted.  
Digital Open Color Image 3: No image file submitted.  
Digital Open Special Theme Image 1: No image file submitted.  
Digital Open Special Theme Image 2: No image file submitted.  
Digital Open Special Theme Image 3: No image file submitted.

*Please click on the Backspace key or BACK icon, make the necessary changes for the rejected image(s) and re-submit as soon as possible. Do not re-submit any accepted image(s).*  
An Email was sent to Dudley Doofus (nichburke@yahoo.com) that acknowledges receipt of your entry.

If there is a problem with an uploaded image, you will receive notification on the confirmation page. Correct the problem and resubmit only the rejected image. (See Image 2 in the above right example).

11. Click on the button for the next Division that you wish to enter. (At the bottom of the Confirmation Page).

An Email was sent to Dudley Doofus (nichburke@yahoo.com) that acknowledges receipt of your entry.

Please be patient as not all Internet Service Providers (ISPs) have the same response times.

Contact the Competitions Director if you have not received a message within one hour.

[Digital Nature](#)
[Small Prints](#)
[Large Prints](#)
[Finish And Pay](#)

12. Once you have finished entering all your images, click on the Finish and Pay button at the bottom of the screen.



13. You will be given a summary page of all divisions you have entered. Click on the red "Here" button to reach payment options. It will take you back to the competition home page. Enter the number of Projected Divisions entered and click on the Add to Cart button.

2015 Fall Competition Winners

Competition

Programs

Events

Exhibits

Wisconsin Print Circuit

Clubs

Awards

Photographic Advice

Digital Forum

Photo Opportunities

Past Competition Galleries

Newsletter Signup

History

Contacts

Meeting Records

ics

A

Images found on this website are ©  
 registered material by the  
 artist members and may not be copied or  
 used without permission. We ask that you

4. An image is eligible to be entered once per competition.
5. Entry fee must accompany all entries. An entry fee is charged for each Division entered.
6. Entrants may have a maximum of three entries in each Division.
7. Being a member of more than one WACCO affiliated club does not entitle the entrant to submit more than three entries in any Division.
8. All divisions, including print divisions, are entered via the uploader on the Competition page of the WACCO website. See Uploader instructions for detailed instructions.
9. Images must be uploaded and fees paid by midnight of stated deadline. The uploader will automatically shut down at that time and you will not be eligible to participate.
10. Best of Show winner is expected to participate as a judge at the next competition. Best of Show winner is not eligible to participate in the next competition.
11. No responsibility is assumed for loss or damage to entries while in transit or in Committee's possession. All possible care will be taken to prevent such loss or damage.
12. By submitting images, the entrant permits WACCO to reproduce all or part of the entered material free of charge for display on the WACCO website and for use in the PSA Councils Challenge and/or display in media related to the competitions. The works will not be used in a commercial context.

**COMPETITION UPLOADER**

Click uploader button to upload your Spring 2016 WACCO Competition Images

Projected Division

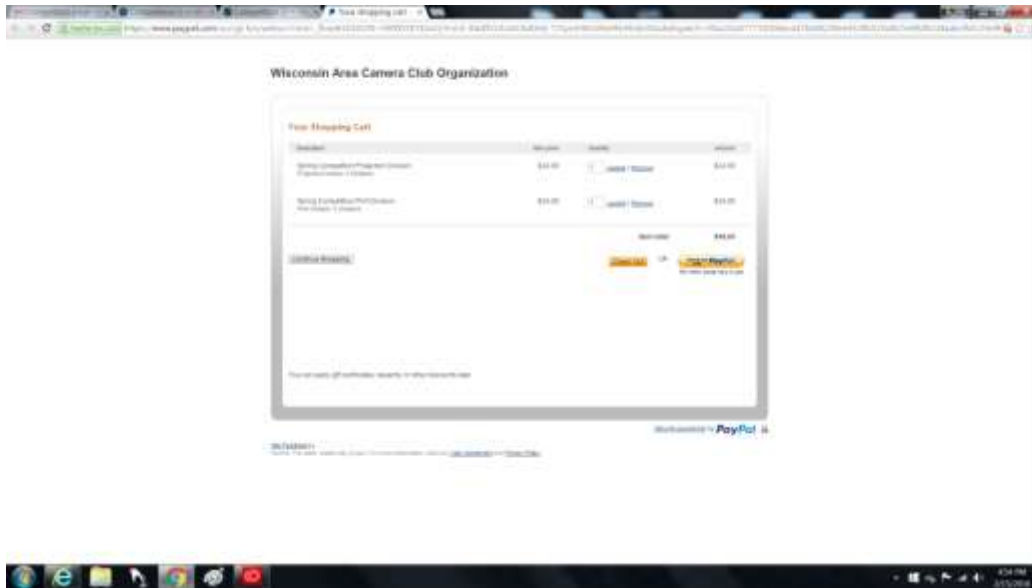
Print Division

To pay by check, download and mail the form below.

**FORM FOR CHECK PAYMENT**

14. Enter the number of Print Divisions entered and Add to Cart.

15. Enter information for payment in the Shopping Cart.



14. If you wish to pay by check, click on the Pay by Check button. Print the form, complete it and mail form and payment to Competition Chair by deadline. Payment received after posted deadline will result in disqualification from the competition.

